



KARTELL LAUFEN

Set for concealed single lever bath mixer, with diverter, PVD gold

DIMENSIONS

Length	1 mm
Width	1 mm
Height	1 mm

Acoustic level (dB) : Group 1 (Up to 20 dB)

Application : Bath

Cartridge features : Flow brake, Temperature brake

Check valve

Diverter : Automatic

Faucet type : Single-lever

Finish : Gold

Flow rate (l/min - 3 bar) : 20.6

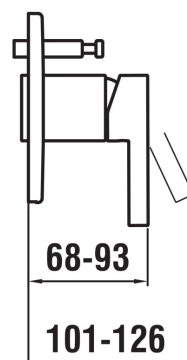
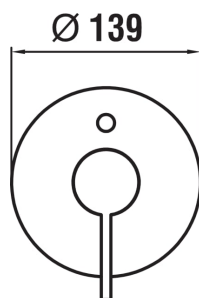
Installation type : Built-in

Net weight (kg) : 1.05


Type of cartridge : Ceramic Disc

Water and energy-saving

TECHNICAL DRAWINGS




COMPATIBLE WITH




Concealed installation unit,
recess depth of at least
102 mm, with stop valves,
supply and outlet pipes
reversible

HF574007000000



Concealed installation unit
'light', reduced recess
depth of at least 74 mm,
with stop valves

HF574037000000



Concealed installation unit
'light', reduced recess
depth of at least 74 mm,
without stop valves

HF574038000000

Kartell LAUFEN

A place for divas. And deep dives. This is the story about a place of unknown beauty. Designed for humans, shaped by the elements. Far away from your everyday life. But every morning you will ask yourself: Have I been here before? Or is this just a dream?

