



LAUFEN PRO

Wall-hung bidet

DIMENSIONS

Length	530 mm
Width	360 mm
Height	335 mm

COLOUR AND FINISH

000 White

OPTIONS

302 - with one tap hole, without lateral mounting hole for water inlet

SPECIFICATION TEXT

Wall-hung bidet LAUFEN PRO, sanitary ceramic, EN 36, dimensions 360 x 530 x 335 mm, 1 centre tap hole, concealed trap, concealed fixation.

Special feature: overflow channel glazed, vacuum checked.

Further options: Surface refinement LCC (only white), lateral mounting holes for water connection.

MOUNTING ACCESSORIES INCLUDED

Laufen EasyFit 2.0 system M12, order no. H893828

MOUNTING ACCESSORIES EXCLUDED

Antinoise set, order no. H892695

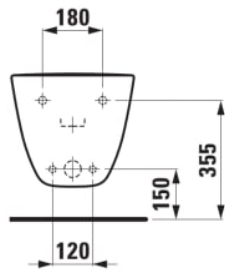
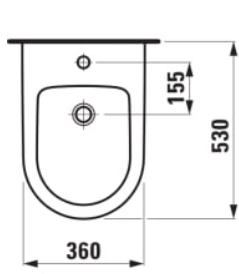
Fixing kit : Included

Shape : Round

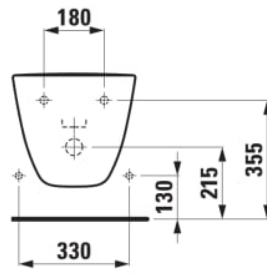
Installation type : Wall-hung

Taphole configuration : 1 taphole

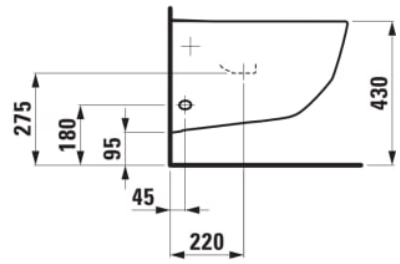
TECHNICAL DRAWINGS



Charge 302



Charge 304



Charge 304





LAUFEN PRO

LAUFEN pro is a comprehensive bathroom range, which offers the ideal solution for every spatial situation and requirement and also reflects the building values of the current generation. Industrial design is the modern answer to the once revolutionary idea that everyone has a right to enjoy beautiful forms. Good design is now no longer a right reserved for the most affluent customers. Modern methods of industrial production and designers such as Peter Wirz of Vetica, who put optimum manufacturing feasibility at the forefront of their creative processes, make such sanitary ware ranges as LAUFEN pro possible. This does not just benefit the designer, more importantly, it also benefits the customer.

