



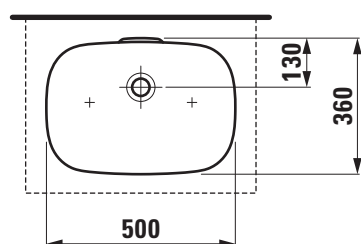
TECHNICAL DATA

Order no.	81230.2
Certified to	EN 31
Dimensions	Charge 109 – 500 x 360 mm Charge 112 – 500 x 350 mm
Inside dimensions of the basin	486 x 336 mm
Specification	Charge 109 – without tap holes, with overflow Charge 112 – without tap hole without overflow
Weight	109 – 7,0 kg 112 – 6,7 kg
Mounting acc. incl.	Template, order no. 89630.4 Fixing set, order no. 89496.1
Mounting acc. excl.	Siphon DN 32 chrome, order no. 89394.7
Colours	see colour table

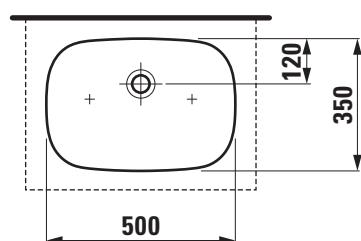
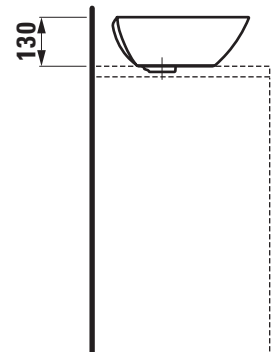
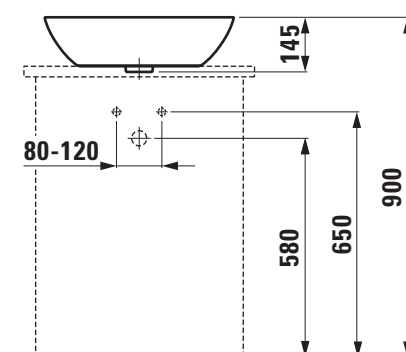
SPECIFICATION TEXT

Washbasin bowl Laufen INO, SaphirKeramik
EN 31
dimensions 500 x 360 mm (Charge 109), 500 x 350 mm (Charge 112)
without tap hole, with overflow
Further options / accessories: Surface refinement LCC (only white), valve without overflow, furniture
Order no. 81230.2

TECHNICAL DRAWINGS / S 1 : 20



Charge 109 – with overflow



Charge 112 – without overflow

