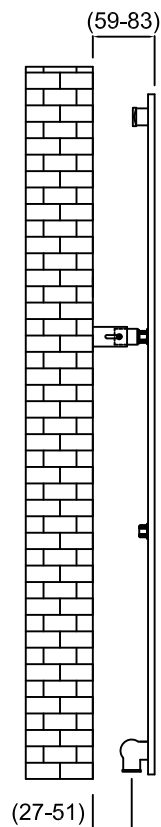
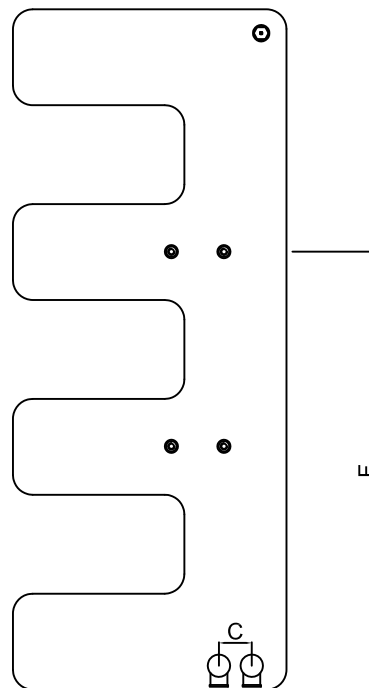


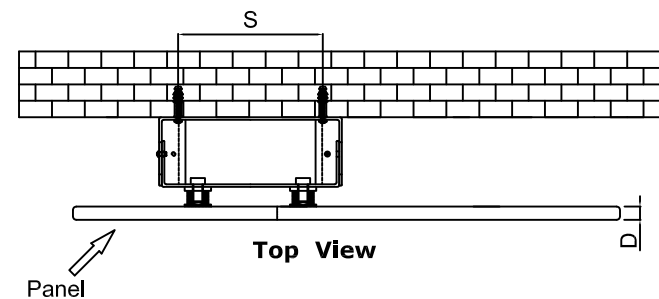
Front View



Side View

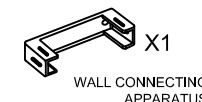
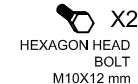


Back View



Top View

SUPPLIED INSTALLATION ACCESSORIES



- Vertical Mounting
- Optional Ral Color Selection
- Max Operational Pressure:8 Bar
- Inlet/Outlet: 1/2" Female Pipe Thread
- All Dimensions are in mm

Product Name	Product Code	Height	Width	Thickness	Plumbing Axes Center to Center	Hanger Axes Horizontal	Hanger to Bottom of the Product
		H	W	D	C	S	F
		mm	mm	mm	mm	mm	mm
EcoE-870	106-087036	866	360	7	50	110	557
EcoE-1040	106-104042	1035	416	7	50	110	666