

CLEOSTEEL 48

**48.1120.0**

Wash basin mixer, 170 mm high, center distance 125 mm long, without pop-up drain and hole for pull-rod.


## Available finishings



Stainless Steel  
Art. 48.1120.0.50.00

## Technical details

Item requiring a deck installation.



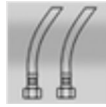
Item equipped with cache aerator.  
0500470



Item equipped with ceramic disc cartridge.  
0590543



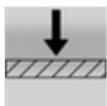
Water saving item.  
5 L/min



Item equipped with flex hoses.



DVGW certified item.  
EN 817



## Useful information

### Advice

Recommended for deck-mounted installation or on wash basin.

### Cleaning

#### Articles in stainless steel

Fir Italia taps and shower heads in stainless steel AISI 316L ensure long lasting durability. However, products are subjected to constant stress with daily use and therefore daily care and specific treatments are essential to preserve the beauty of steel surfaces. In particular, we strongly recommend drying any drops or water build-ups on the product thoroughly with a soft cloth.

Do not leave wet cloths or sponges on steel to prevent the formation of unsightly water stains. Do not leave iron tools in contact with steel surfaces, as doing so may cause corrosion by contact. Do not use abrasive sponges or steel wool that may scratch surfaces. Never for any reason use detergents containing chlorine or its compounds (bleach, muriatic acid, descaling solvent, etc.) as doing so could corrode the composition of steel, irreparably staining or oxidising surface. It is generally best not to leave opened packets or bottles of detergent or other chemical acid composition products in the vicinity of steel taps: the fumes may in some cases oxidise and corrode the steel.

### Maintenance

Product care also includes regularly cleaning the aerator filter from impurities and/or lime scale. For correct decalcification, disassemble the aerator and place it into diluted vinegar (max concentration: 10% at 20°C) to remove lime scale deposits and/or dirt from the aerator filters. Leave it to soak for a few hours, and then rinse using only water.

### Installation

We recommend that you check the hardness of the water, as well as the condition of the hydraulic systems: if the percentage of limestone presence were to be particularly high, we recommend the installation of a sand filter and/or poly-phosphate filter (water softening system). In the same manner, in case of iron pipes or extremely dated ones and in bad conditions, we recommend, where possible, the replacement of the very system: the pipes, in fact, could release iron slag, which would corrode and jeopardize operation of the internal components of the articles. In such cases, as illustrated in the specific section, the warranty expires. In case of water with a high lime scale content, we advice installing inspectable filter taps (codes 1105032 and 1105052) on both delivery lines of deck-mounted bathroom washbasins and bidets, and kitchen sinks. This will prolong

the life of the cartridges with ceramic discs and bolts as the inspectable filter taps will retain foreign bodies, if any, that might damage the cartridge sealing.

Trademarks, images, technical drawings, texts and further contents of this document are of FIR Italia S.p.A. exclusive property and are protected by copyright and by trademark right. Fraudulent reproduction, further elaboration or further uses with electronic media, for private or commercial utilization are, without preventive FIR Italia S.p.A. authorization, expressly forbidden.

---

### **Fir Italia S.p.A.**

Via Borgomanero, 6 - 28010 Vaprio D'Agogna (NO) Italy  
Ph. +39 0321 99.64.23 - Fax +39 0321 99.64.26 - [info@fir-italia.it](mailto:info@fir-italia.it)

