


SWEET 46

46.1121.1

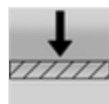
Wash basin mixer 170 mm high, center distance 125 mm long, with pop-up drain and pull-rod.

Available finishings




Chrome
Art. 46.1121.1.10.00

Technical details



Item requiring a deck installation.



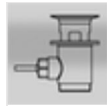
Item equipped with cache aerator.
0500620



DVGW certified item.
EN 817




Item equipped with ceramic disc cartridge.
0590535



Item equipped with pop-up drain and pull-rod.
0410030



Water saving item.
6 L/min



Item equipped with flex hoses.

Useful information

Advice

Recommended for installation on wash basin.

Cleaning

Never use detergents, abrasives, solvents, chemicals, products containing muriatic acid, ammonia, acetone, bleach, household acids, various disinfectants, rough and/or metal scouring pads and/or sponges that may irretrievably spoil the product surface. We recommend cleaning the product surface every day by wiping it using exclusively a soft cloth and water. Take care to dry immediately any drops or water build-ups since they may lead to the formation of lime scale deposits that could be difficult to remove at a later time.

Maintenance

Product care also includes regularly cleaning the aerator filter from impurities and/or lime scale. For correct decalcification, disassemble the aerator and place it into diluted vinegar (max concentration: 10% at 20°C) to remove lime scale deposits and/or dirt from the aerator filters. Leave it to soak for a few hours, and then rinse using only water.

Installation

We recommend that you check the hardness of the water, as well as the condition of the hydraulic systems: if the percentage of limestone presence were to be particularly high, we recommend the installation of a sand filter and/or poly-phosphate filter (water softening system). In the same manner, in case of iron pipes or extremely dated ones and in bad conditions, we recommend, where possible, the replacement of the very system: the pipes, in fact, could release iron slag, which would corrode and jeopardize operation of the internal components of the articles. In such cases, as illustrated in the specific section, the warranty expires. In case of water with a high lime scale content, we advise installing inspectable filter taps (codes 1105032 and 1105052) on both delivery lines of deck-mounted bathroom washbasins and bidets, and kitchen sinks. This will prolong the life of the cartridges with ceramic discs and bolts as the inspectable filter taps will retain foreign bodies, if any, that might damage the cartridge sealing.

Trademarks, images, technical drawings, texts and further contents of this document are of FIR Italia S.p.A. exclusive property and are protected by copyright and by trademark right. Fraudulent reproduction, further elaboration or further uses with electronic media, for private or commercial utilization are, without preventive FIR Italia S.p.A. authorization, expressly forbidden.

Fir Italia S.p.A.

Via Borgomanero, 6 - 28010 Vaprio D'Agogna (NO) Italy
Ph. +39 0321 99.64.23 - Fax +39 0321 99.64.26 - info@fir-italia.it

